







Included are Optimus Prime's battle ready accessories to defend against the Decepticons.

#### QUICK "HOW-TO USE" GUIDE

- 1 Blaster  and its preset commands/actions, are to be used in Optimus Prime's right hand 
- 2 Battle Axe  and its preset commands/actions, are to be used in Optimus Prime's left hand 
- 3 To turn on the Blaster's light,  simply click the button on its side, and click again to switch the light off
- 4 To change the Blaster's battery, Twist off screw and  simply twist off the back of the blaster's back portion and replace the battery inside

⚠ Do not look directly into the Beam.

⚠ **IMPORTANT:** DO NOT convert Optimus Prime or command any actions that will cause a conversion from a robot to a truck while the accessories are in hand. This user error will cause potential damage to your robot and accessories.

- 1x Lithium Battery CR1220 3V (included)